

Jolly Bitulex

Bitumen Fiber Joint Filler Board

Processed at the only Bitumen Board Mill in Asia



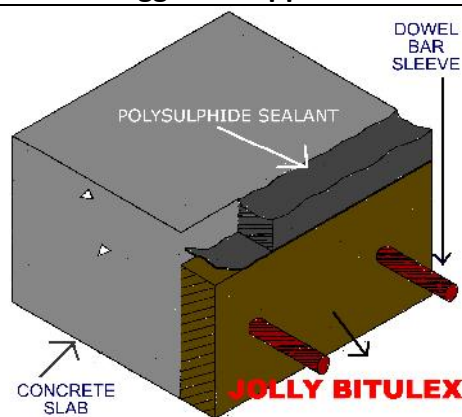
Jolly Bitulex is processed by Jolly Board Ltd; pioneers of soft board manufacture in Asia. Jolly Board has been manufacturing and exporting quality bitumen impregnated expansion joint fillers for the past 40 years.

Jolly Board Ltd, is an ISO 14001:2004 and ISO 9001:2008 certified company. (Head office in Mumbai, Factories at Aurangabad & Sangli)

CHARACTERISTICS : JOLLY BITULEX

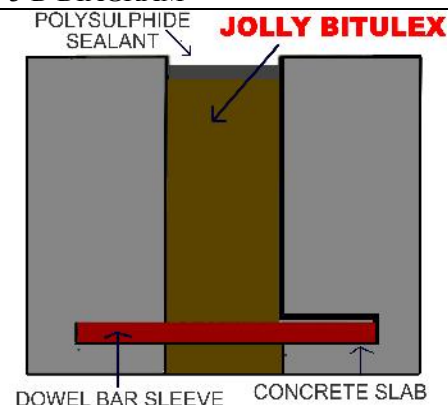
- IS PROCESSED FROM **CANE FIBER AND BITUMEN**. THE COMBINATION OF THESE RAW MATERIALS ARE TESTED AND PROVEN TO PROVIDE THE BEST RESILIENCE TO WEATHERING CYCLE IN CONCRETE.
- IS MADE WITH SWEDISH MACHINERY AND TECHNOLOGY, DEVELOPED THROUGH YEARS OF INTENSIVE RESEARCH.
- IS AVAILABLE IN A WIDE RANGE OF THICKNESSES AND SIZES.
- IS AN ENVIRONMENT FRIENDLY PRODUCT MADE FROM WASTE AS OPPOSED TO THE ENVIRONMENT DESTROYING THERMOCOL/PLASTIC EXPANSION JOINT FILLERS.
- THE BOARD'S COMPRESSION AND RECOVERY CHARACTERISTICS CONFORM TO THE AMERICAN, EUROPEAN, BRITISH AND INDIAN STANDARDS.
- THE MOST ECONOMICAL PRODUCT ALTERNATIVE TO POLYETHYLENE IN DRY AREAS.

Suggested Application Details for Typical Joints



Jolly Bitulex is brought flush with the concrete slab and extends full depth of the slab, placed approximately $\frac{3}{4}$ of an inch below the surface of the concrete slab. A suitable sealant is applied either at the top or bottom of the slab to close the joint against hydrostatic pressure. The dowel bar is used to preserve alignment of adjacent sections of concrete slab. Jolly Bitulex is fabricated to receive dowel bars and the entire joint assembly is placed in position before pouring concrete.

3-D DIAGRAM



2-D DIAGRAM (SIDE-VIEW)

APPLICATIONS:

- ✓ Expansion joint filler strips in all concrete traffic surfaces like highways, airport, runways and streets.
- ✓ Expansion joint fillers in driveways, aprons, pavements, curbs, gutters and other concrete paving work.
- ✓ Expansion joint fillers in reinforced concrete structures like piers,

JOLLY BITULEX

confirms to the following required standards of expansion joint fillers:

- ASTM- D. 1751
- B.S. 6093
- IS 1838

PHYSICAL PROPERTIES

that no other expansion joint fillers possess

COMPRESSION

Jolly Bitulex when initially subjected to a load between 689 to 5171 kPa (or 100 to 750 PSI) in order to compress it by 50% of its original thickness, it shows a loss of not more than 0.1 to 0.2 % by weight.

(Permitted : less than or equal to 3% by weight).

EXTRUSION

Jolly Bitulex when compressed to 50% of its thickness with 3 edges restrained, it shows an extrusion of not more than 1 to 2mm on its free edge. (Permitted : less than or equal to 6.4mm)

RECOVERY

Jolly Bitulex when compressed to 50% of its thickness, it is observed that it recovers to 80-85% of its original thickness, within 10 minutes after the load is removed. Cane Fibre improves toughness and recovery properties. (Permitted : at least 70% or higher)

UNAFFECTED BY TEMPERATURE CHANGES

Jolly Bitulex expansion joint filler holds its shape without appreciable dimension change when exposed to temperature extremes. It does not get soft at higher temperatures nor brittle at lower temperatures.

retaining walls, and lateral supports like abutments.

- ✓ Expansion joint fillers are used against existing or between adjacent constructions and insets in concrete paving like drains, manholes, etc. Industrial Flooring.
- ✓ Various other internal finishes, flat works and concrete floors according to the state of art and local regulations

DURABILITY AND EASY HANDLING

Jolly Bitulex is tough and maintains its thickness and surface finish under loading and stacking. Due to Bitumen Impregnation it resists absorption of water. This material withstands severe environmental conditions for very long periods of time.

LOW MOISTURE ABSORPTION

due to Bitumen Impregnation.

EXCELLENT CONCRETE BONDING

The rough textured surfaces of Jolly Bitulex provides a good bond between the expansion joint filler and poured concrete

WEATHERING CYCLE

Durable in all condition due to its Asphalt impregnates.

LOAD HANDLING ABILITY

Jolly Bitulex compresses under the pressure and expands back quickly to its original shape showing good elastic property. Thus preventing the concrete from cracking.






OUR BOARD ARE MADE FROM SUGAR CANE FIBER WASTE. CANE FIBERS ARE LONGER, TOUGHER AND MORE RESILIENT FOR SUPERIOR EXPANSION AND CONTRACTION IN FILLER BOARDS. ASPHALT MAKES THE BOARDS VERY TOUGH AND DURABLE AS WELL AS INCREASES THE LIFE SPAN OF THE PRODUCT.


BASIC METHOD OF APPLICATION



JOINT FILLER BOARD IS INSTALLED ALONG WITH THE STEEL GRID WORK. AFTER THIS PROCESS IS COMPLETE THE CONCRETE IS POURED INTO THE GRID WORK



APPLICATIONS / USAGE OF BITUMEN BOARD FILLER BOARDS



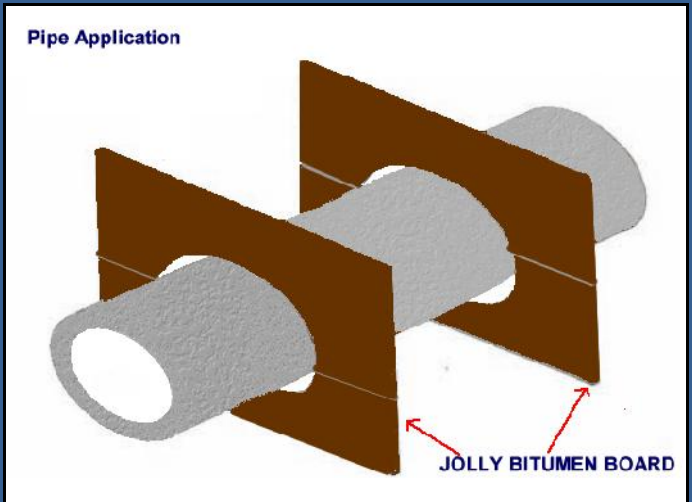
JOLLY EXPANSION JOINT FILLER
IN PAVEMENT



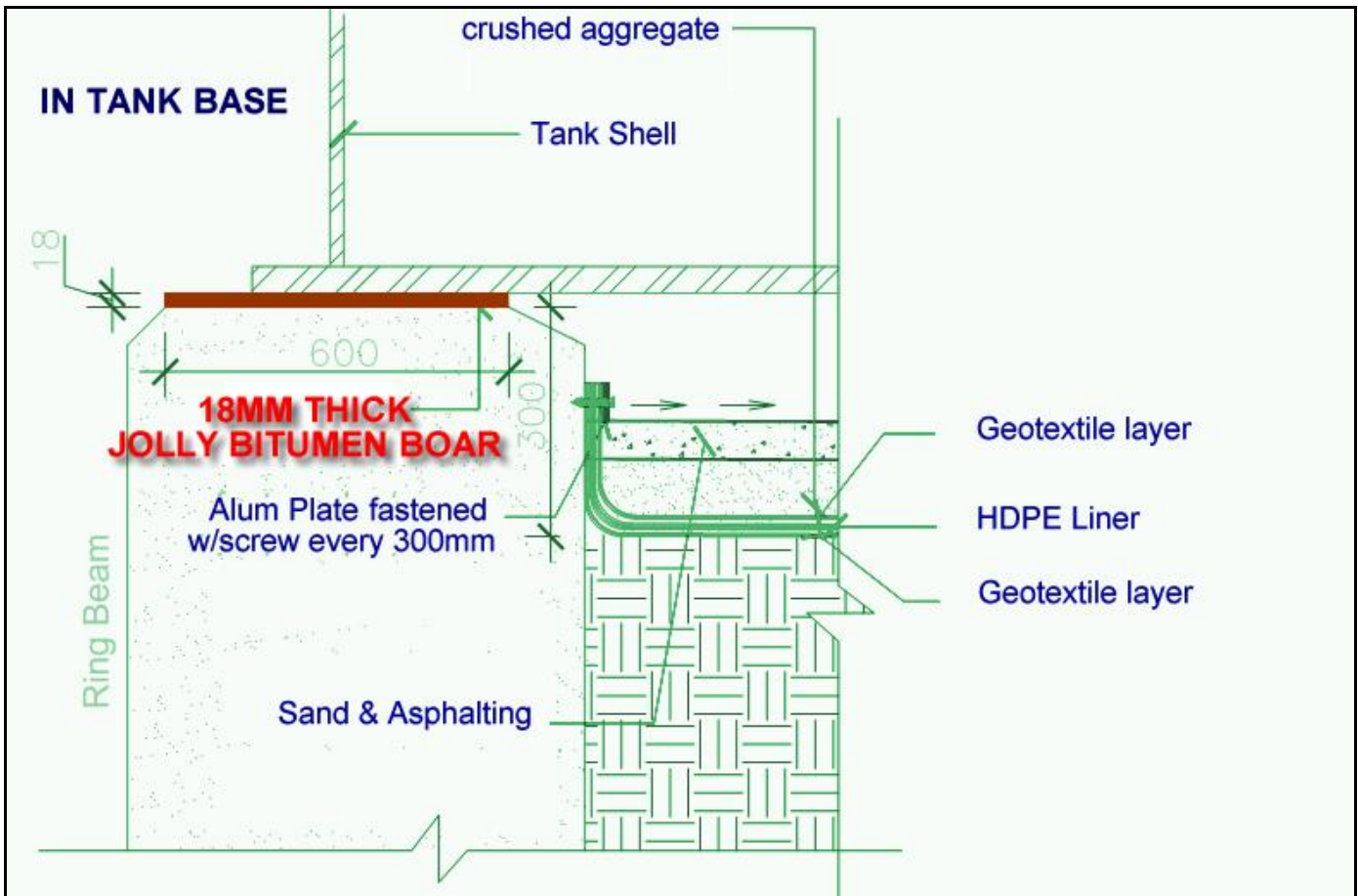
JOLLY EXPANSION JOINT FILLER
IN SIDE WALK



JOLLY EXPANSION JOINT FILLER
IN COLUMN JOINTS



APPLICATIONS / USAGE OF BITUMEN BOARD IN TANK BASE



TECHNICAL DATA SHEET

SIZES

Standard sheet sizes:

7.3' x 4 ft - 2200 x 1220mm

8 x 4 ft - 2440 x 1220mm (Other sizes available on requests)

BITUMEN CONTENT

35% Bitumen Content as per ASTM and other established standard, we also supply 10-20% Bitumen content as per customers' requirements.

THICKNESS

10 - 12 - 18 - 25 mm

QUALITY GUARANTEE

Strict monitoring by our on site quality control engineer

TECHNICAL TEST REPORT OF JOLLY BITULEX EXPANSION JOINT FILLER

TEST AS PER ASTM D1751	25 MM THICK 35% BITUMEN CONTENT
1. Dimension Thickness (mm)	25M
2. Compression	
a. Stress applied for compressing specimen to 50% of its thickness	2800-3200 KPa
b. Loss in Weight after application of Stress	0.1-0.2 %
3. Extrusion (mm) After compressing to 50% of the specimen's thickness	0.5mm
4. Recovery (%) 10 minutes after compressing to 50% of the specimen's thickness	75-80%
5. Density (kg/m ³)	330-350
6. Water absorption (%)	15 %
7. Asphalt content (%)	36-37%

TEST AS PER ASTM D1751	18 MM THICK 20% BITUMEN CONTENT
1. Dimension Thickness (mm)	18.3M
2. Compression	
a. Stress applied for compressing specimen to 50% of its thickness	2400-2700 KPa
b. Loss in Weight after application of Stress	0.1-0.2 %
3. Extrusion (mm) After compressing to 50% of the specimen's thickness	0.5mm - 1mm
4. Recovery (%) 10 minutes after compressing to 50% of the specimen's thickness	82-85%
5. Density (kg/m ³)	300-330
6. Water absorption (%)	50 %
7. Asphalt content (%)	20-23%

DATA SHEET OF 10% JOLLY BITUMEN BOARD AS PER BRITISH STANDARD 6093

PROPERTY			SPECIFICATION	
			JOLLY BOARD	BRITISH STANDARD 6093 limits
1.	Density Range Kg m ³	➤	270 to 300	200 to 400
2.	Pressure for 50% Compression N mm ⁻²	➤	2.5 to 3.8	0.7 to 5.2
3.	Resilience % recovery after compression	➤	75 to 80	70 to 85
4.	Tolerance to water Immersion	➤	Suitable if immersion is infrequent	Suitable if immersion is infrequent

JOLLY BOARD LTD., A VIEW OF AURANGABAD MANUFACTURING FACILITIES



JOLLY BOARD LTD., A VIEW OF SANGLI MANUFACTURING FACILITIES



501, Rewa Chambers, 31 Sir V.Thackersey Marg, Mumbai-400 020 INDIA.
Tel: 22078531/22032726 Fax: 91-22-22069533
Email: jollyboard@jollyboard.com / arjun@jollyboard.com
Web : www.jollyboard.com